

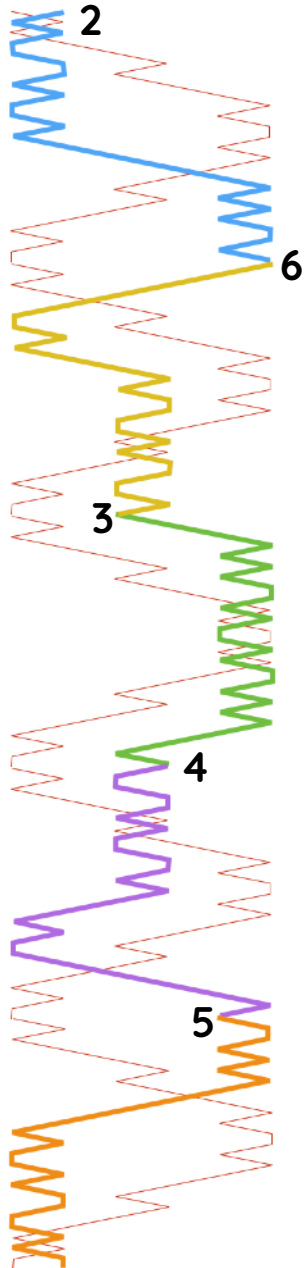


The Cambridge Cribsheet

Everything you need to know to ring Cambridge, minor, major, royal.....

Cambridge is the most widely rung surprise method and normally the first anyone will learn. It looks very complex, but can be broken down into three elements. Once this is done, you can theoretically ring it with any number of bells... just following some simple rules.

Cambridge is a treble bob type method but due to some bureaucratic rules about internal places it is designated 'surprise'.



Front Work

This is always most of 2nd and 5th place bells... minor to max! One is the reverse of the other.

Surprise Places...

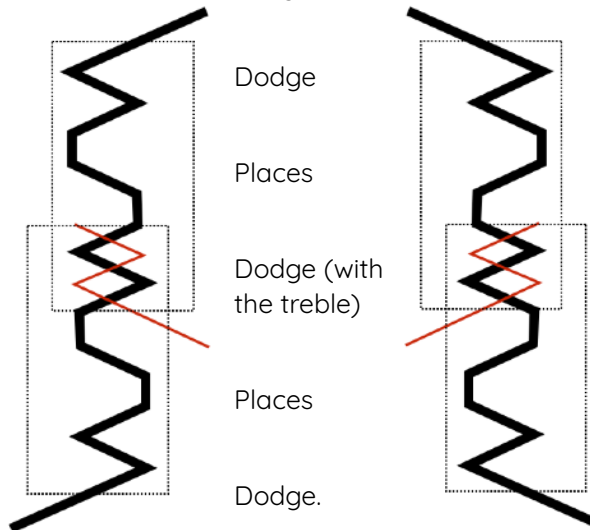
then treble bob.

miss the dodge immediately before double dodging at the back.



Middle Work

The middle work figure is known as 'Cambridge Places'... similar figures appear in many surprise methods. It can appear in any internal position... (3-4, 5-6, 7-8...). It is effectively a repeating set of places, sandwiched by the treble...



Back Work

This is always the whole of 3rds place bell... and is the same on any number of bells.

Treble bob to the back (n/a in minor)

Double dodge.

Lie

Dodge (with the treble)

...make a place around it

and dodge again

Lie

Double dodge.

Treble bob back to 3-4.

(n/a in minor)



Place Bells

These are really important in surprise, so do learn them! You need to know the order and where on the line they start. Cambridge has a plain hunt coursing order and the place bells jump two places each time...

Minor - 2,4,6,5,3,2,4,6,5,3,2

Major - 2,4,6,8,7,5,3,2,4,6,8,7,5,3,2

Bobs and Singles

Bobs and singles are standard 14 and 1234 calls... so the same for all stages.

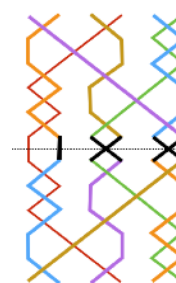
Run out... to 3rds place bell (back work).

Run in... to 2nds place bell (front work).

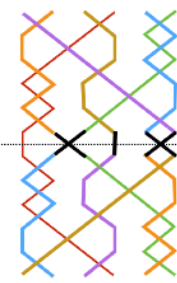
Make bob... and 4th place bell (at end of middle work, skip back work and go to more middle work)

Make Single... repeat 3rd place bell (back work)

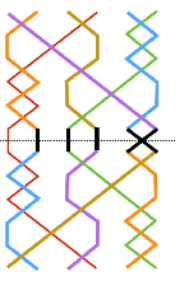
Plain



Bob



Single



Ringing by Rules

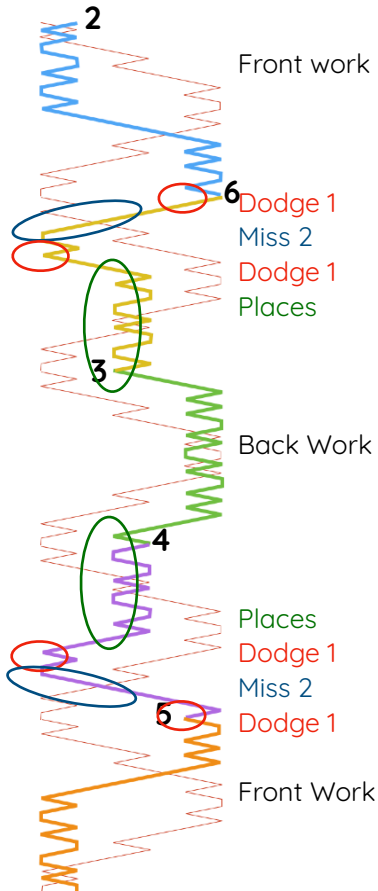
It is possible to ring Cambridge by a simple set of rules. The rules work with any stage from minor to maximus... or beyond.

To do this, you need to be able to ring the front, middle and back works, plus treble bobbing..

Minor Rule

Dodge 1, miss 2, dodge 1, places...

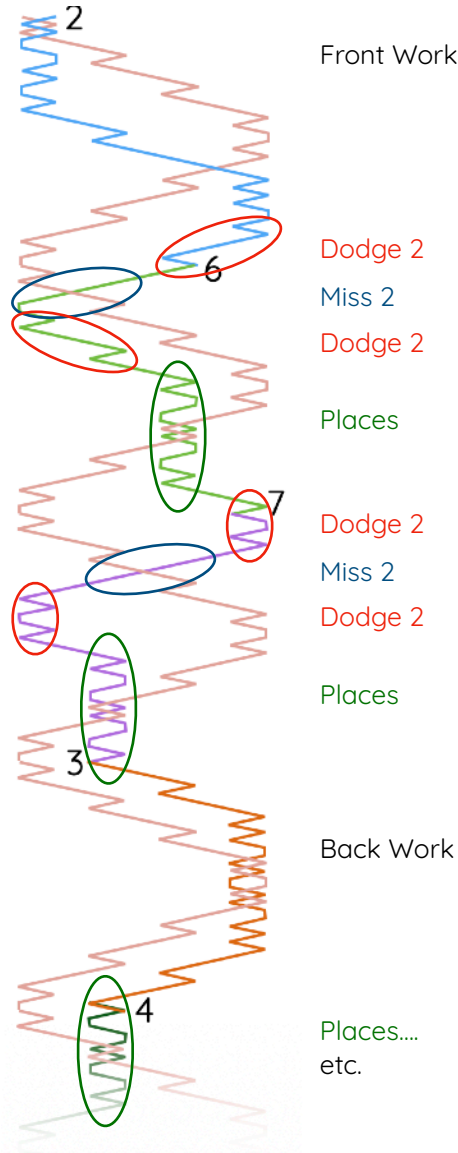
It starts from the dodge after the front work closing double dodge... and feeds into the back work.



Subsequent rules work the same as minor, but you repeat until 3-4 places complete.

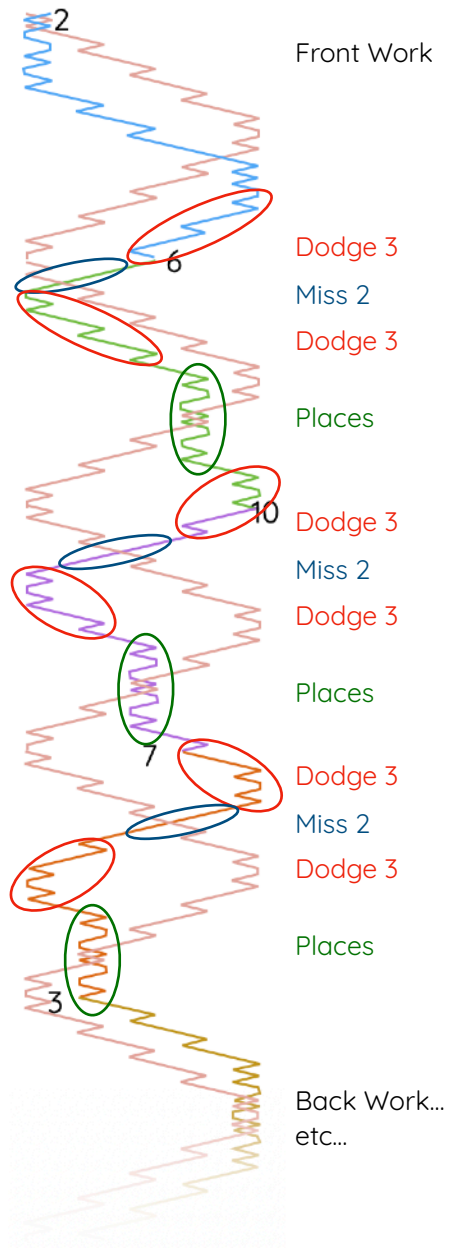
Major Rule

Dodge 2, miss 2, dodge 2, places...



Royal Rule

Dodge 3, miss 2, dodge 3, places...



Maximus Rule

Dodge 4, miss 2, dodge 4, places...

